

# ClickShare

CONFERENCE

## Welcome to ClickShare Conference

### To start your hybrid meeting:

- Plug the Button into your laptop or connect to the room via the Desktop App
- Join the next hybrid meeting on your agenda with one click. Works perfectly for all your Microsoft Teams, Zoom and Webex calls.
- You are now wirelessly using camera, microphone and speakers in the room!

ClickShare Conferences matches your digital workplace strategy. Touch or touchless, Button or App. It's your way of working, your decision.

Everything should connect automatically. If problems do occur, check the audio & video settings of your conferencing tool (see other side).

### Did you know?

Quick button: push to discover additional functionalities. Did you notice how fast the Button loads?



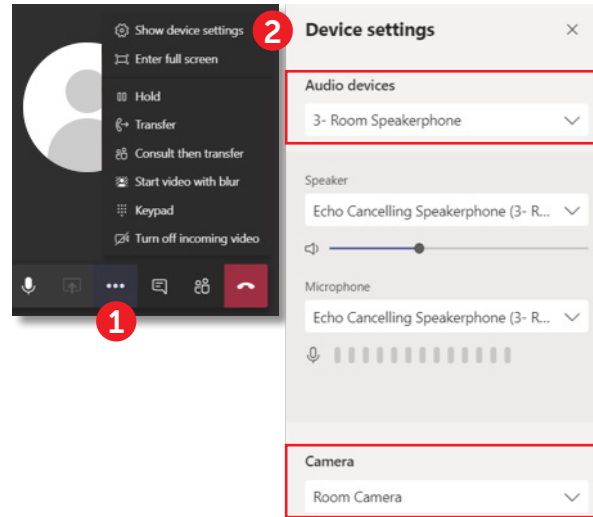


## Tips & Tricks

Check our video & find out how easy it is to have a ClickShare Conference meeting

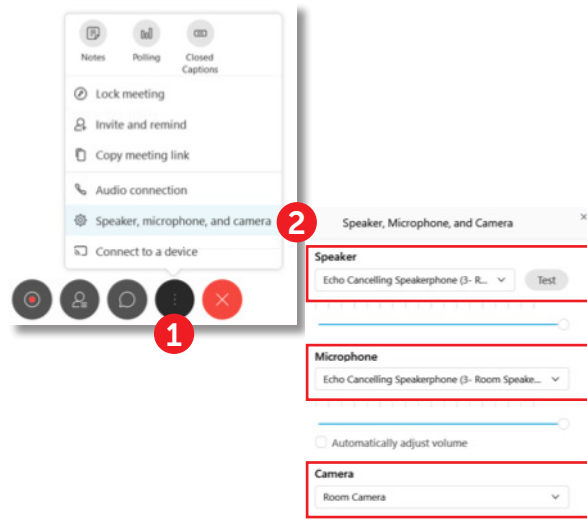
### How to set audio and video in Teams

Select "Room Speakerphone" as audio device and "Room Camera" as camera.



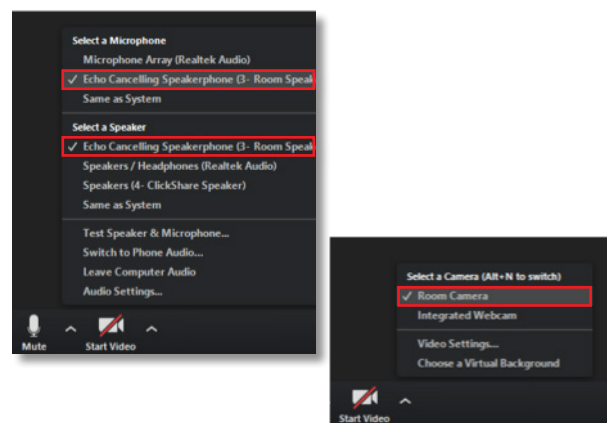
### How to set audio and camera in Webex

Select "Echo Cancelling Speakerphone" as speaker and microphone and "Room Camera" as camera.



### How to set audio and camera in Zoom

Select "Echo Cancelling Speakerphone" as speaker and microphone and "Room Camera" as camera.



M00000-R02-0321-LF | Last updated: March 2021

The information and data given are typical for the equipment described. However any individual item is subject to change without any notice. The latest version of this brochure can be found on [www.barco.com](http://www.barco.com). All specs mentioned in this brochure are in accordance with ISO 21118 standards.