

Milestone and Barco

Video surveillance solution for smart decision making

Milestone

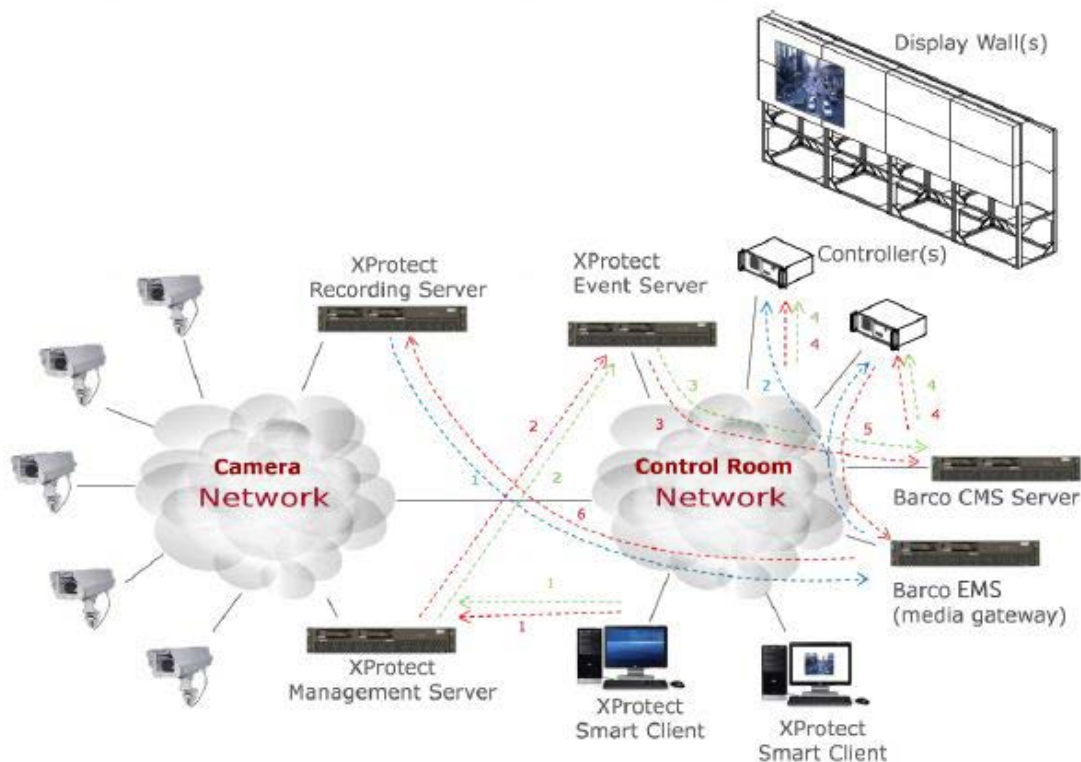
Milestone is a world's leading provider of IP video management software. The **XProtect®** platform delivers powerful surveillance that is easy to manage, reliable and proven in thousands of customer installations around the world. With support for the widest choice in network hardware and integration with other systems, XProtect® provides best-in-class solutions to video enable organizations – managing risks, protecting people and assets, optimizing processes and reducing costs. www.milestonesys.com



Barco

Barco provides flexible and mission-critical visualization software and hardware products consisting of high-quality displays, rear-projection and near-seamless LCD video walls, graphics controllers and a **Control Room Management suite (CMS)** – an advanced software for easy display wall management, efficient collaboration and fast decision making based on sharing the right visual information at the right time easily.

Milestone and Barco: a closer look



Benefits

- **Increased situational awareness** due to the integration of the Barco visualization within XProtect's workflow (ease of use)
- **Shorter reaction times** due to the automation of the Barco visualization through integrated event-based rules ("see the right thing at the right time")
- **Reduced training time** due to an integrated display management and visual collaboration (one integrated system)

Integration flow

In the XProtect® Smart Client, an operator defines, through drag & drop, the video content for the display wall. Then the XProtect® management server instructs the Barco CMS server, which instructs the display controller(s) to retrieve, decode and display the video on the Barco displays according to the selected preset. The Barco EMS media gateway handles the required protocol conversions.

Barco CMS Functionality within Milestone XProtect®

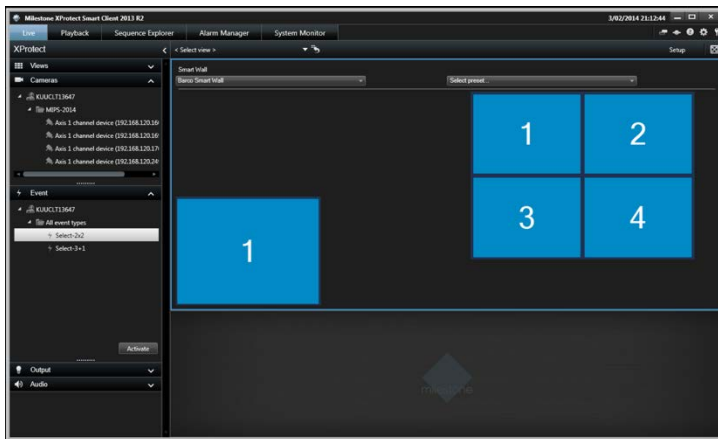


Fig 1

XProtect® Smart Client – Camera Drag & Drop into any position onto the XProtect® Smart Wall Preset & Selection of Presets and/or Smart Walls (displays)

- "Monitors" in XProtect® Smart Wall (referring to "perspective" in Barco CMS) can be assigned to Barco Displays by XProtect® or by CMS
- Select a monitor in XProtect® Smart Wall
- Select grid "preset" in XProtect® Smart Wall to select one of several pre-programmed grids for any monitor
- Drag and drop camera source into a "preset" on a "monitor"
- Setting up event-based rules including the functionality described above within XProtect® Smart Wall
- Barco is able to decode the Milestone streams for any camera that is H264 protocol and supported by XProtect and TFN
- Both XProtect® and CMS user interfaces do not exclude each other and can be used simultaneously

Configuration Interface

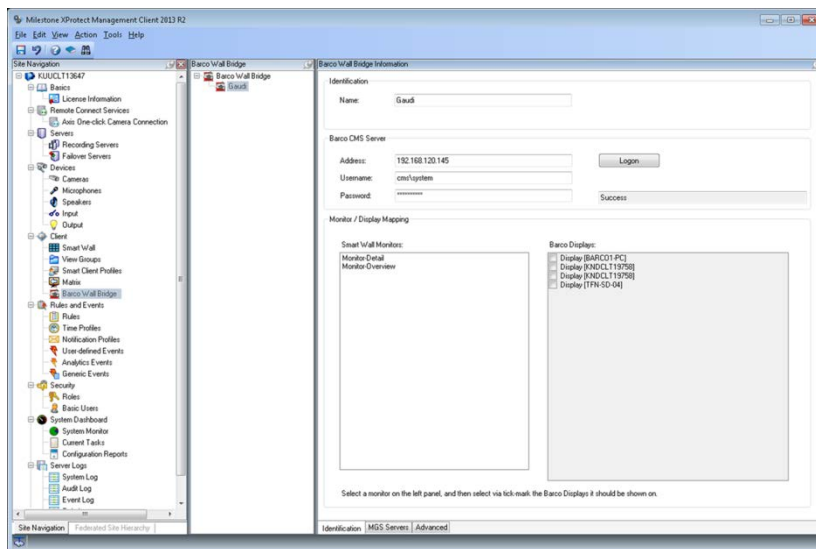


Fig 2

Next to providing basic configuration options, the interface allows to define on which Barco displays an XProtect® Smart Wall Monitor must be shown.

Solution overview

Milestone's XProtect® Smart Wall is an advanced video wall software that improves response time by giving a complete overview of large surveillance centers. For each XProtect® Smart wall, users can create presets defining view layout and content. With configuration flexibility, users can easily populate preset layouts by dragging-and-dropping camera icons or using the powerful rule engine. XProtect® Smart Wall supports the Barco video wall controllers that independently and natively decode the requested streams and populate them on the Barco video wall grid. The Barco video wall can be controlled in three ways: Barco's Control Room Management suite software (CMS), XProtect® Smart Client, or a mix of both. This enables users to design the operational workflow that best suits their needs and allows smooth upgrades for existing customers. The event-based rule architecture within XProtect® Smart Wall is also supported by the Barco control room solution.

Solution requirements

Milestone

- XProtect® Corporate/Expert 2017
- XProtect® Smartwall 2017
- Milestone MIP Plugin installed with the event server and management client
- For Milestone customers currently using previous versions of XProtect®, please contact Milestone

Barco

- Hardware
 - Displays: Seamless Rear Projection Cubes or Near Seamless LCS panels
 - Controllers: Transform N based networked controllers
 - Enterprise Media Server
- Software
 - Barco Transform N platform with CMS 3.2
 - CMS Visualization & Collaboration License
 - EMS 3.1 and later
- For Barco customers currently using Apollo and/or Transform A, please contact Barco regarding Upgrades

Request more information

- **Brad Eck**, Strategic Alliances Manager, Americas, Milestone Systems, bec@milestone.us
- **Tyler McDonald**- Strategic Alliances Manager, Barco, alliances@barco.com

About the Barco Strategic Alliances program

Great products need great focus. That is why Barco allies with other top players in their fields of expertise to build the best solutions available. By combining complementary strengths, we can optimize the integration of the systems and offer one single system

to the customer. This simplifies deployment, optimizes efficiency, minimizes reaction time, and reduces costs in a variety of selected professional markets. This creates a win/win situation for all parties involved, our customers in the first place.

More information? Please visit our dedicated webpage www.barco.com/alliances